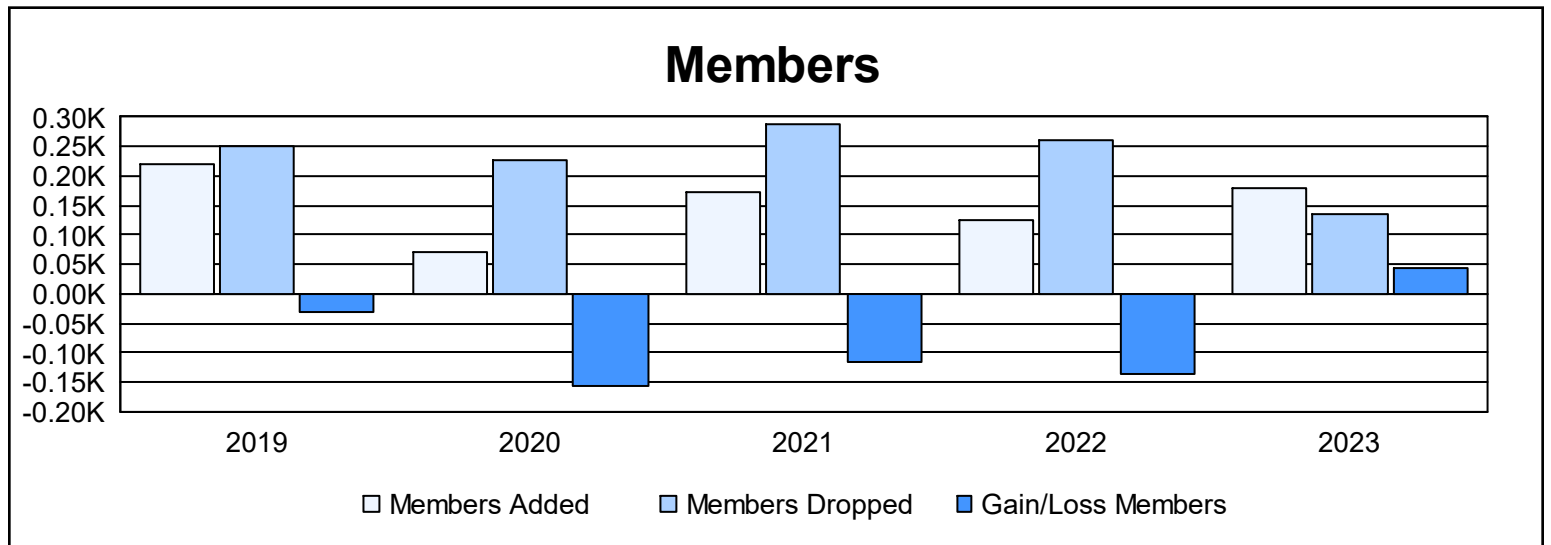
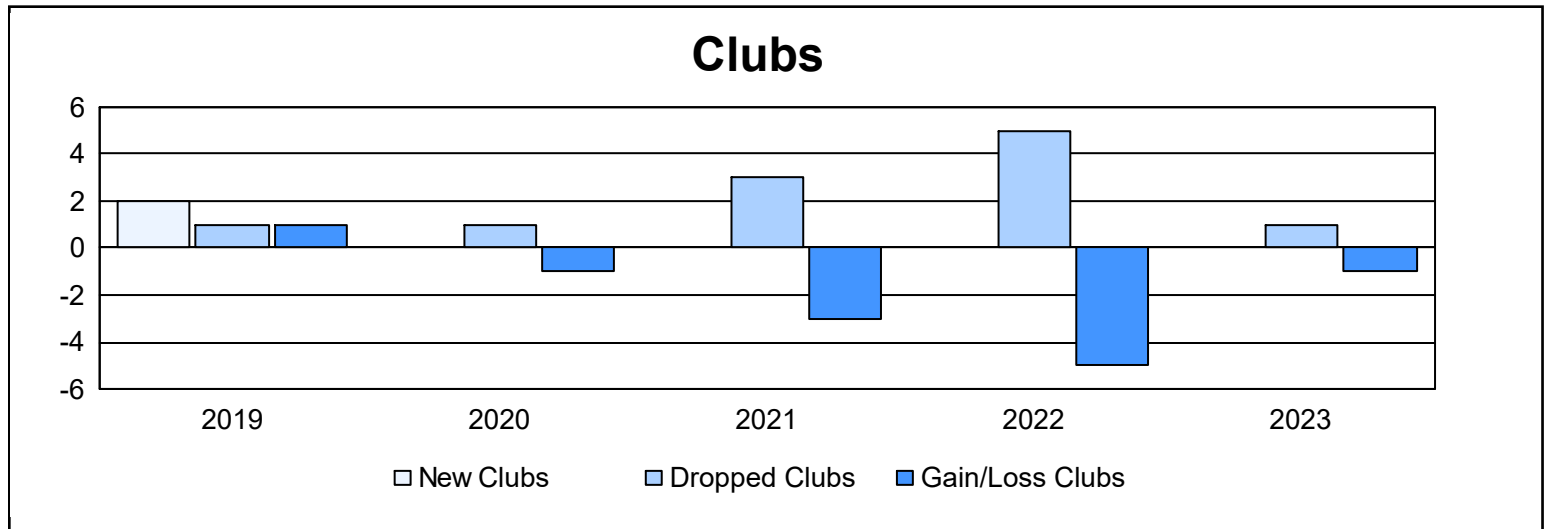
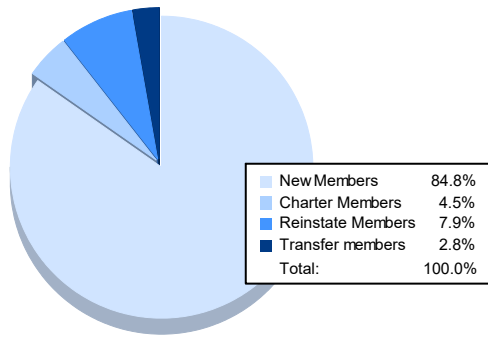


Year	New Clubs	Dropped Clubs	Gain/ Loss Clubs	New Members	Charter Members	Reinstate Members	Transfer Members	Total Member Added	Total Members Dropped	Gain/ Loss Members
2018-2019	2	1	1	158	49	4	9	220	251	-31
2019-2020	0	1	-1	67	1	4	0	72	228	-156
2020-2021	0	3	-3	103	11	55	3	172	289	-117
2021-2022	0	5	-5	95	14	10	5	124	260	-136
2022-2023	0	1	-1	151	8	14	5	178	134	44
<b>Average</b>	<b>0</b>	<b>2</b>	<b>-2</b>	<b>115</b>	<b>17</b>	<b>17</b>	<b>4</b>	<b>153</b>	<b>232</b>	<b>-79</b>



### Membership Composition June 2023 Cumulative



### Gender Composition June 2023 Cumulative

